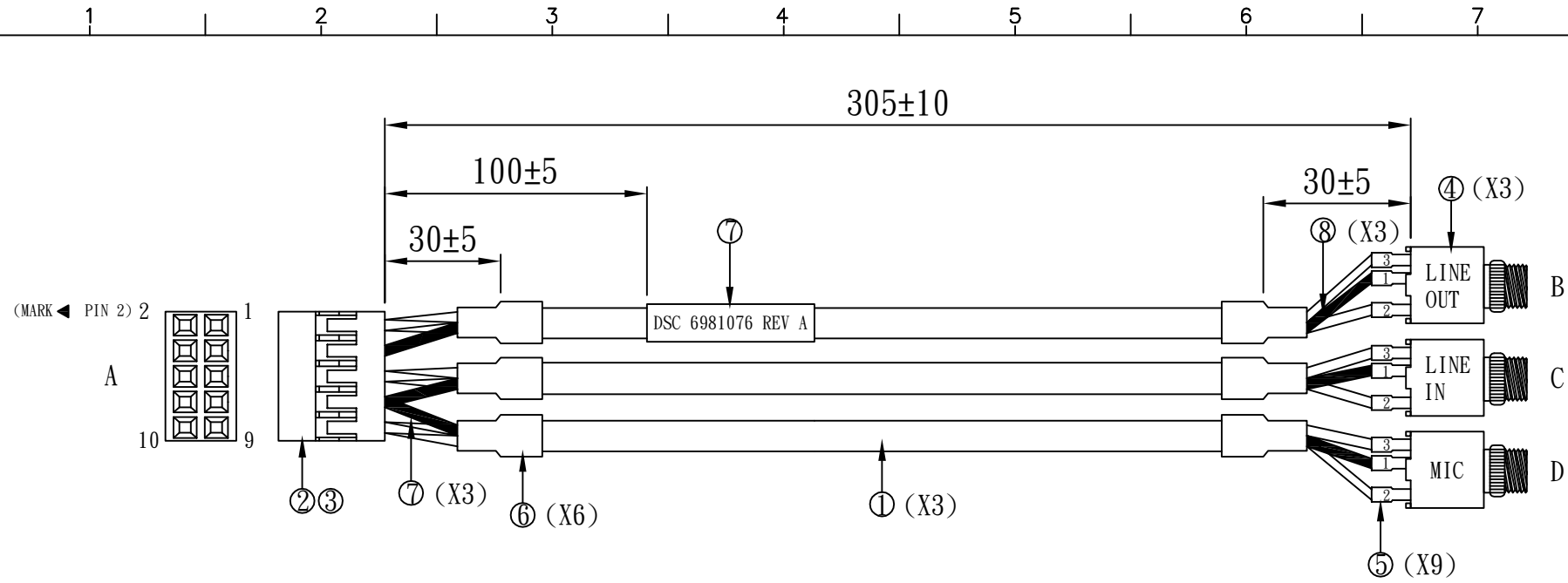


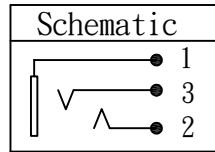
REV.	ECO. NO.	APPD
A	REL.	JHONNY 09/27'13



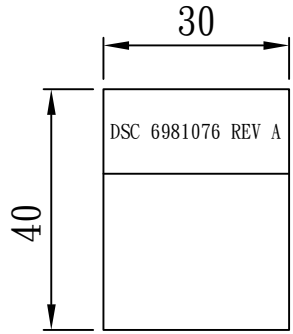
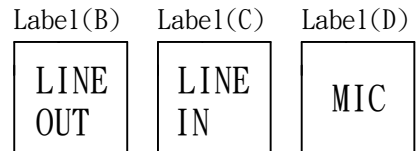
WIRING CHART

A	COLOR	B	C	D
1	BLACK	2		
2	WHITE	3		
3	GND WIRE	1		
5	BLACK		2	
6	WHITE		3	
7	GND WIRE		1	
9	BLACK			2
10	WHITE			3
8	GND WIRE			1

PHONE JACK:



Pin	Description
1	Shield
2	Tip(Left)
3	Ring(Right)



NO.	ITEM.	Q'TY	DESCRIPTION	UL No.
1	CABLE:	3PCS	UL2547 24AWG/2C(BLACK, WHITE) +S COLOR:BLACK OD:3.5MM	E238846
2	HOUSING:	1PCS	A2005H02-2*5P 2MM UL94V-1 OR MOLEX 51110-1050	E144544
3	TERMINAL:	9PCS	A2005TOB-00 GLAD PLATED OR MOLEX 50394-8100	
4	PHONE JACK:	3PCS	3.5MM PHONE JACK P/N: PJ301CM OR CONNEC-TECH J-355W-09	
5	SHRINK TUBE:	9PCS	3∅*10mm RSFR-H BLACK	E203950
6	SHRINK TUBE:	6PCS	4∅*15mm RSFR-H BLACK	E203950
7	SHRINK TUBE:	3PCS	1∅*30mm RSFR-H BLACK	E203950
8	SHRINK TUBE:	3PCS	1∅*25mm RSFR-H BLACK	E203950
9	LABEL:	4PCS	TRANSPARENT POLYESTER SEE DETAIL "A"	

NOTES:

1. ALL DIMENSIONS ARE "MM".
2. THE PRODUCT MUST BE COMPLY WITH THE DIRECTIVE OF ROHS.
3. PACKAGE: 1PC/BAG.



X.:±	.XX:±	X':±	.XX':±	PART NO.(INTENDED USE) 6981076 REV A	TITLE: CABLE HARNESS, Audio, 2mm Connector to 3X3.5mm Panel Mount Stereo
.X:±0.5	.XXX:±	.X':±	.XXX':±	APPD: JHONNY 09/27'13	DWG NO.: GL-GH627
G-LINKS Co.				CHKD: WUZUJIAN 09/27'13	SCALE SHEET REV.
				DR: YREYVN 09/27'13	NONE 1/1 A